









**BHAVAN'S R.K.SARDA VIDYA MANDIR**  
**HOME ASSIGNMENT FOR SUMMER VACATION**  
**Session 2017-18 Class - I**

S. No	Subject	Home Assignment	Particulars									
1	English	<p>I) General conversation to be done verbally on <b>daily basis</b>.</p> <p>Q.1) What is your name?            Ans) My name is.....</p> <p>Q.2) How old are you?            Ans) I am .....years old.</p> <p>Q.3) In which class do you study?            Ans) I study in class one/section.</p> <p>Q.4) What is the name of your father?            Ans) The name of my father is Mr.....</p> <p>Q.5) What is the name of your mother?            Ans) The name of my mother is Mrs.....</p> <p>Q.6) Where do you live?            Ans) I live in ..... (child must learn his/her residential address)</p> <p>Q.7) What is the phone number of your father?            Ans) The phone number of my father is.....</p> <p>Q.8) What is the phone number of your mother?            Ans) The phone number of my mother is.....</p> <p>II) Write 5 three lettered word starting with a vowel. <b>Vowels</b> - a, e, i, o, u.  <b>Example-</b> 'a'- axe, air, ate, ant, all.</p> <p>III) Write 5 four lettered word starting with a consonant.  <b>Consonants-</b> b, c, d, f, g, h, j, k, l, m, n, p, q, r, s, t, v, w, x, y, z  <b>Example-</b>'b'- ball, bore, bite, best, bear.</p>	(A-4 size paper)									
2	Hindi	<p>1. वर्णमाला याद करें।</p> <p>2. समस्त मात्राओं का रोजाना पठन करें।(i, ि, िी, उ, ू, े, ै, े, ै की मात्रा )</p> <p>3. नीचे दिए गए अक्षरों से पाँच – पाँच शब्द लिखिए और बनाए गए शब्द में से किसी एक का चित्र बनाकर रंग भरिए।</p> <p style="text-align: center;"><b>क त म अ ज र</b> <b>ह</b></p> <p>उदाहरण:-  <b>स – सरगम, सपेरा, सात, सावन, समोसा</b></p>	(A-4 size paper)									
3.	Maths	<p>1. Make two number grids, learn and write forward and backward numbers from 1 – 100.</p> <p>2. Make a table with 3 columns. In the 1<sup>st</sup> column write numbers from 1 to 20, in the 2<sup>nd</sup> column write the number names with respective numbers and in the 3<sup>rd</sup> column draw pictures to represent the numbers.</p> <p>Example:</p> <table border="1" style="margin-left: auto; margin-right: auto;"> <thead> <tr> <th>Number</th> <th>Number names</th> <th>Picture</th> </tr> </thead> <tbody> <tr> <td>1</td> <td>One</td> <td></td> </tr> <tr> <td>2</td> <td>Two</td> <td></td> </tr> </tbody> </table>	Number	Number names	Picture	1	One		2	Two		(A-4 size paper)
Number	Number names	Picture										
1	One											
2	Two											

		3	Three		<p>1. Mark 100 dots and join them to form any pattern/design in an A4size paper. Picture is given as an example.</p>  <p>2. Children should learn the following emergency numbers and write these numbers in an A4 size paper.</p> <ol style="list-style-type: none"> <li>Ambulance : 108</li> <li>Fire Brigade : 101</li> <li>Police control : 100</li> </ol>
4	<p><b>General Awareness</b></p>	<p>Paste picture of your school and write 10 sentences about it.</p>			<p><b>Ruled- A4 size sheet .</b>  <b>Maximum 2 sheets.</b>  <b>Staple pages properly (if any)</b></p>

**Note:- Vacation assignment should be prepared by the student under parental guidance in the student's handwriting. Any assignment prepared by Parents will not be accepted. Vacation assignment must be submitted to the respective subject teachers. Every Assignment should bear the name and class of the student. The last date for submitting the assignment is...20/6/17.**