

BHAVAN'S R.K.SARDA VIDYA MANDIR**Home Assignment for Summer Vacation****Session: 2022-23****Class: 1****General information for students:**

1. Vacation assignment should be prepared by the student under parental guidance in the student's handwriting. Any assignment prepared by parents will not be considered.
2. **Front page** of every assignment should have the **Name, Class, Section** and **Subject**.
3. **English, Hindi and Maths assignments have two parts, Part-1 and Part-2.** Part-2 of the assignment is given at the end. Take print out and do the assignment on that sheet.
4. **Use only A-4 size paper** for writing assignment and for taking print out. All sheets of an assignment should be stapled together.
5. The last date for submitting the assignment is **25/6/22**.

Sl.No	Subject	Description of Assignment	Particulars
1	English	<p align="center">Part-1</p> <p>A. General conversation to be done verbally on daily basis (Do not write).</p> <p>Q.1) What is your name? Ans) My name is _____</p> <p>Q.2) How old are you? Ans) I am _____ years old.</p> <p>Q.3) In which class do you study? Ans) I study in class one.</p> <p>Q.4) What is the name of your father? Ans) The name of my father is Mr. _____</p> <p>Q.5) What is the name of your mother? Ans) The name of my mother is Mrs. _____</p> <p>Q.6) Where do you live? Ans) I live in _____ (child must learn his/her residence address)</p> <p>Q.7). What is your father's/mother's phone number? Ans) My father's/mother's phone number is _____</p> <p>B. Write Capital Alphabets (A-Z), and Small Alphabets (a-z) in cursive handwriting daily in rough copy.</p>	1. General conversation to be done verbally on daily basis. (Do not write).
2	Hindi	<p>1.समस्त मात्राओं का रोजाना पठन करें। (ण, ि, ी, ु, ू, े, ै, ो, ौ की मात्रा)</p>	1. Part-1-To be done verbally on daily basis. (Do not write).
3	Maths	<p align="center">Part-1</p> <p>Q1. a) Make a family tree and paste the photograph of you family members. b) Write the age of each family member. c) Write the name of the youngest and the eldest family members.</p>	
4	General Awareness	<p>1. Read any one story from Panchtantra. [For ex- The Boat, The Wise Old Bird, The Blue Jackal etc.]</p> <p>2. ORIGAMI-Make any TWO animal figures (with coloured craft paper) you have seen in the Panchtantra story that you have read. Write three lines about them.</p>	

Example figure is given:

[a] It is a picture of an elephant .

[b] It is a wild animal.

[c] It is a big animal.



3. My Country-Colour the blank map of India, using three colours (saffron, white and green) of our National Flag. Please encourage child to write following lines about India.

[i] India is my country.

[ii] I am an Indian.

[iii] The capital of India is New Delhi.



4. For oral practice. [Do not write]

Q1] What is the name of your school?

Ans] The name of my school is Bharatiya Vidya Bhavan's
R.K.Sarda Vidya Mandir.

Q2] What is the name of Principal sir of your school?

Ans] The name of Principal Sir of our school is Mr. Amitava Ghosh.

Q3] What is the name of Head mistress madam of your school?

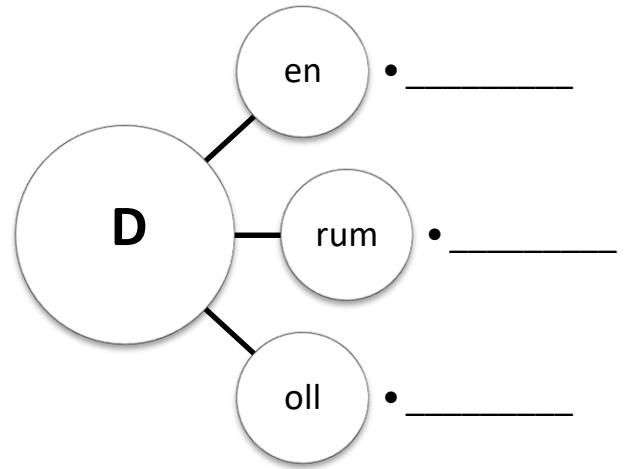
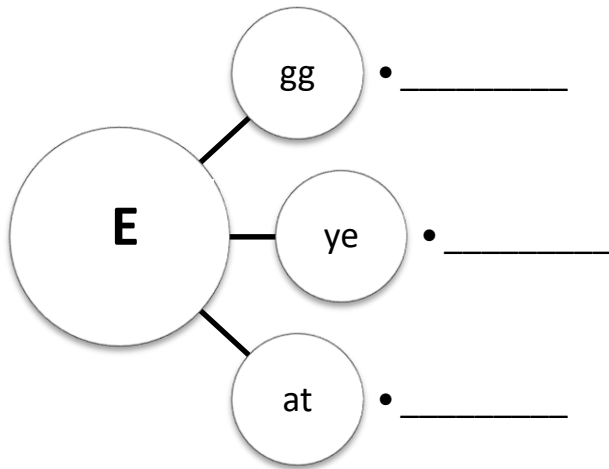
Ans] The name of Headmistress madam of our school is Miss.
Pushpa Rajawat.

Q4] Where is your school located?

Ans] My school is located in Baronda road, Saddu, Raipur.

Name : _____ Class & Sec : _____ Subject : English

1. Make new words by joining the given letters and read aloud.




2. How do you feel? (Draw and colour a smiley 😊 or a sad ☹ face in front of the following sentences.)

- a. When you get hurt? _____
- b. When your mother hugs you? _____
- c. When you get a new toy? _____
- d. When you are ill? _____
- e. When you share your things? _____

3. Given below are the pictures of two pet animals. Colour them and give them a nice name according to your imagination.





Teacher's Sign: _____

Name : _____ Class & Sec : _____ Subject : Hindi

1. व्यंजन वर्णों को सही क्रम में लिखिए -

त थ द ध न

च छ ज झ ञ

क ख ग घ ङ


ट ठ ड ढ ण

य र ल व

प फ ब भ म

-----	-----	-----	-----	-----
-----	-----	-----	-----	-----
-----	-----	-----	-----	-----
-----	-----	-----	-----	-----
-----	-----	-----	-----	-----
-----	-----	-----	-----	-----

2. सही वर्ण को चित्र से मिलाइए व चित्रों के नाम लिखिए।

	इ
	उ
	अ
	आ
	ई
	ऊ

अ - -----	आ - -----	इ - -----
ई - -----	उ - -----	ऊ - -----

3. गुब्बारे में से अक्षर चुनकर शब्द पूरे कीजिए :-

अ क ब प श

च क न
ज
ग
र

र ग द
र
त
न

ट ह ल
स
र
त

र व ल
ल
ट
न

र ब त
ल
ग
म

Name:- _____ Class: - _____ Section:- _____ Subject:- Maths

2. Fill in the missing number in the grid. Take a print-out OR draw the number grid in an A4 size paper and then solve it.

		3	4						10
					16				
21							28		
				35					
	42					47			
			54					59	
61									
		73			76				
				85					90
	92								

3. Solve the Puzzle: Draw or take a print out of the picture to solve the puzzle.

Find the hidden number names (one to ten) and colour them .You can go across or down.

O	E	T	W	O	H	F	O	U	R
N	V	K	W	R	J	P	A	F	N
E	V	X	E	I	G	H	T	Z	C
W	M	U	E	K	L	U	Y	X	I
T	H	R	E	E	G	H	J	Q	E
W	E	R	Y	R	Q	Z	L	T	S
R	M	O	P	N	A	F	R	Z	E
Z	S	I	X	I	E	I	B	V	V
X	G	F	N	N	K	V	D	T	E
T	E	N	H	E	M	E	Y	H	N