


BHAVAN'S R.K.SARDA VIDYA MANDIR
Home Assignment for Summer Vacation
Session: 2022-23
Class:III

General information for students:

1. Vacation assignment is a part of **Subject Enrichment-I**. Vacation assignment should be prepared by the student under parental guidance in the student's handwriting. Any assignment prepared by parents will not be considered.
2. **Front page** of every assignment should have the **Name, Class, Section** and **Subject**.
3. **Use only A-4 size paper** for writing assignment. All sheets of assignment should be stapled together.
4. The last date for submitting the assignment is **24/6/22**.

Sl.No	Subject	Description of Assignment and specifications, if any
1	English	<p>1. Part-1 Vocabulary Enhancement</p> <p>i) Write two (2) words of more than 4 letters starting with the given letters (B, F, H, L, R) (Examples: Letter- A- 1. Aeroplane 2. Anaconda)</p> <p>ii) Draw / paste pictures to support the words that are written and construct a sentence with each word. (Example: 1. (picture of aeroplane), <u>Aeroplane</u> moves faster than a car. 2. (picture of anaconda), <u>Anaconda</u> is a reptile.)</p> <p>2. Draw neatly and colour the picture of a CROCODILE and write 5 sentences about it. Your write up must include: (1) Shape and body structure of the crocodile (2) What they eat (3) Differences between alligators and crocodiles (any two) (4) How their body is suitable to live in water and on land?</p> <p>3. Describe your favourite food item in about 5 sentences. Draw a neat picture and colour it as per your choice.</p> <p>4. Weave a story using the words given in the box. <div style="border: 1px solid black; padding: 5px; width: fit-content; margin: 5px auto;"> river, mountain, Mina, grandmother, uncle, dress, temple, ride, happy, enjoy, vacation, beauty </div> i) Give a suitable title to your story. ii) Underline the given words in the story.</p> <p>Draw and colour your favourite character from the story and write in a few (3 or 4) sentences why you liked that character.</p>
2	Hindi	<p>प्रश्न 1- आ से अ: की मात्रा लगाकर प्रत्येक मात्रा से तीन-तीन शब्द लिखिए। प्रश्न 2- दिए गए तीनों व्यक्तियों से संबंधित कहानियाँ ज्ञान सुधा कथा संग्रह नामक पुस्तक में दी गई हैं, जिन्हें पढ़कर कहानी से संबंधित प्रश्नों के उत्तर पूर्ण वाक्य में लिखिए।(प्रश्न पृष्ठ क्रमांक-42 से 44में दिए गए हैं।)</p>

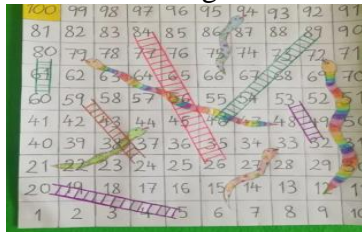


नोट :

- दिए गए तीनों व्यक्तियों से संबंधित प्रश्नों के उत्तर लिखना अनिवार्य हैं।
- ए-4 साइज़ पेपर का प्रयोग।

3
Maths

1. Write tables from 2 to 10 (1 time)
2. Draw any one of the following using different 2D-shapes:
 - a) Natural Scenery
 - b) City Scenery (Park, Garden, Bus stop etc.)
3. Draw a Snake and Ladder game.



Example -

Materials required – A4 size paper (Coloured), colours (Crayons/pencil), glue.
Criteria: Presentation, Neatness and Content

4
Environmental studies

1. Topic-Creepy Crawlies

Observe your surroundings. Collect information about any three insects [excluding the sample] and write your observation based on following points.

1. Name of the insect in English and in your mother tongue.
2. Picture [draw and colour]
3. Food habit [what do they eat]
4. Habitat [where do they live]
5. Values learnt from them


Sample: 1.This is a dung beetle.



2. Picture of dung beetle.

3. It eats dung to get nourishment.
4. It lives in soil under the ground.
5. They carry huge balls of dung which are used as source of food for their babies. It shows that they are very hardworking and caring parents.

Assessment Criteria- (i)Relevance to the topic (ii) Content (iii) Presentation
Materials required- A4 size paper

5	Computer	<p>BUILD YOUR OWN COMPUTER (Best out of waste activity)- Make the model of the laptop/ computer using the following materials – Paper/ Chart paper, colours, glue and scissors.</p> <p>You can make it as simple (a colouring activity) or as complicated (learn and label the computer parts) as you need it to be.</p> <p>Note: Please refer the image as the sample.</p>	
---	-----------------	--	---