




BHAVAN'S R.K.SARDA VIDYA MANDIR
Home Assignment for Summer Vacation
Session: 2022-23
Class:IV

General information for students:

1. Vacation assignment is a part of **Subject Enrichment-I**. It should be prepared by the student under parental guidance in the student's handwriting. Any assignment prepared by parents will not be awarded marks.
2. **Front page** of every assignment should have the **Name, Class, Section** and **Subject**.
3. **Use only A-4 size paper** for writing assignment. All sheets an assignment should be stapled together.
4. The last date for submitting the assignment is **24/6/22**.

Sl. No	Subject	Description of Assignment and specifications, if any
1	English	<ol style="list-style-type: none">1. Pick out 10 new words from the dictionary. Write the synonym of the words. Construct a sentence of your own with each word.2. Collect five (5) tongue twisters and practice them to improve your speaking skill and write them. (Example: She sells seashells in the seashore)3. Choose any three words from the given list and make as many words as you can from those words.<div style="border: 1px solid black; padding: 5px; text-align: center;">DICTIONARY, COMPUTER, TELEPHONE, COMPREHENSION, PRONUNCIATION, NEWSPAPER</div>4. Let's spread the joy of reading story books in an exciting way to keep us busy.<ol style="list-style-type: none">(a) Read any one of your favourite storybooks.(b) Write the name of the book and also write the summary of the story in 90-100 words.(c) Write 10 new words that you have learned from the story with their meanings.(d) Draw and colour your favourite character from the story and write in 5 sentences why you liked that character.5. Write a paragraph of 8-10 sentences about a place that you visited/ a hobby that you started during the vacation.
2	Hindi	<p>प्रश्न 1. संयुक्त व्यंजन(क्ष, त्र, झ, श्र), संयुक्ताक्षर एवं रेफ([^]), पदेन(-), की मात्राओं से संबंधित तीन-तीन शब्द लिखिए।</p> <p>प्रश्न 2. दिए गए चार व्यक्तियों से संबंधित कहानियाँ ज्ञान सुधा कथा संग्रह नामक पुस्तक में दी गई हैं, जिन्हें पढ़कर कहानी से संबंधित प्रश्नों के उत्तर पूर्ण वाक्य में लिखिए। (प्रश्न पृष्ठ क्रमांक-42 से 44 में दिए गए हैं।)</p> <div style="display: flex; justify-content: space-around; align-items: center;"></div>



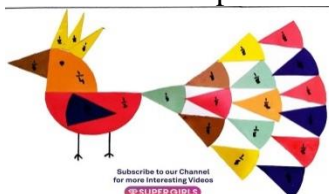
नोट :-

- दिए गए चारों व्यक्तियों से संबंधित प्रश्नों के उत्तर लिखना अनिवार्य है।
- ए-4 साइज़ पेपर का प्रयोग।

3 Maths

1. Write table from 2 to 15 (1 times)
2. Create a paper collage using circles divided into fractions to make:
 - a) Bird
 - b) Any animal
 - c) Flowers with leaves

Example –



(For reference kindly go through the given link)

https://www.youtube.com/watch?v=HcQOSw_313A

3. Collect the information about number of buckets of water used at your home for one-week day wise (from Monday to Sunday). Represent this information in the form of Pictograph with a suitable key. Based on your pictograph write 2 questions with its answer.

Materials required – A4 size paper (Coloured), colours (Crayons/pencil), glue.

Criteria: Presentation, Neatness and Content

4 EVS

TOPIC- MY WASTE MY RESPONSIBILY

Materials that are no longer needed and are thrown away are called waste. Some types of waste like waste food, paper, plant's part etc. rot easily and become part of the soil. This type of waste is called bio-degradable waste. Some of the wastes like plastic, metals, glass etc. do not rot easily and not become part of the soil. This type of waste is called non-biodegradable waste.

So, it is our responsibility to keep our surroundings clean. We must pick up all the wastes we create and put them in a dustbin.

Activity-

Observe one day of the week as **Cleanliness Day** at home. On this day clean your house and dispose the waste. Separate the bio-degradable and non-biodegradable waste.

1. Draw and colour two bins to dispose bio-degradable and non-biodegradable waste.
2. Click the photos of all the garbage that you are going to dispose.
3. Paste the photos of these wastes below the respective bins.
4. Suggest any four ways for proper disposal of wastes at your home.

5 Computer

Prepare the following topics (draw/paste figures to support your answer) on A-4 size paper.

- i. Introduction of Computer
- ii. Characteristics of Computer
- iii. Uses of Computer